




# AUTOMATIC MATTRESS GLUE LINE MACHINE

**GL-1000** is an automatic mattress glue line machine. GL-1000 works with solvent adhesive or hotmelt adhesive depending on customer demand. Thanks to the motors used on the system, it provides quality and fast production. GL-1000 provides fast quality production with easy-to-use personnel.





# AUTOMATIC MATTRESS GLUE LINE MACHINE

- ✓ 250-300 mattress production capacity in 8 hours
- ✓ Rotating press
- ✓ Sensitive and fast production opportunity with servo motor
- ✓ Automatic operation regardless of thick, thin, long or short
- ✓ Remote access service opportunity
- ✓ Ability to integrate with different bed lines
- ✓ Fault detection and solution from user panel interface thanks to its developed software

Defination	GL-1000 AUTOMATIC MATTRESS GLUE LINE MACHINE
Stick Type	Possibility to produce with solvent or hotmelt
Capacity	250-300 Mattress (8 HOURS)
Max Bed Size	210 cm x 210 cm
Bed Height	5 cm - 40 cm
Max Bed Weight	200 kg
Energy	3 Phase 380 V

